



Main

| | |
|-------------------------------|---------------------|
| Range of product | Harmony XB7 |
| Product or component type | Pilot light |
| Device short name | XB7 |
| Mounting diameter | 0.87 in (22 mm) |
| Sale per indivisible quantity | 10 |
| Shape of signaling unit head | Round |
| Cap/Operator or lens colour | Green |
| Light source | LED |
| Bulb base | Integral LED |
| [Us] rated supply voltage | 24 V AC/DC 50/60 Hz |
| Device presentation | Monolithic product |

Complementary

| | |
|-------------------------------|---|
| Height | 1.14 in (29 mm) |
| Width | 1.14 in (29 mm) |
| Depth | 2.13 in (54 mm) |
| Terminals description ISO n°1 | (X1-X2)PL |
| Net Weight | 0.04 lb(US) (0.02 kg) |
| Device mounting | Fixing hole 0.89 in (22.5 mm) 22.3 +0.4/0 EN/IEC 60947-5-1 |
| Fixing center | >= 30 x 40 mm support panel) metal 0.04...0.24 in (1...6 mm) >= 30 x 40 mm support panel) plastic 0.08...0.24 in (2...6 mm) |
| Fixing mode | Fixing nut beneath head 17.70...21.24 lbf.in (2...2.4 N.m) |
| Connections - terminals | Screw clamp terminals, <= 2 x 1.5 mm ² with cable end conforming to EN/IEC 60947-1 Screw clamp terminals, 1 x 0.22...2 x 2.5 mm ² without cable end EN/IEC 60947-1 |
| Tightening torque | 7.08...10.62 lbf.in (0.8...1.2 N.m) EN 60947-1 |

* Price is "List Price" and may be subject to a trade discount – check with your local distributor or retailer for actual price.

| | |
|--|---|
| Shape of screw head | Cross JIS No 1 Cross Philips no 1 Cross pozidriv No 1 Slotted flat Ø 4 mm Slotted flat Ø 5.5 mm |
| [Ui] rated insulation voltage | 250 V 3)EN/IEC 60947-1 |
| [Uimp] rated impulse withstand voltage | 6 kV EN/IEC 60947-1 |
| Signalling type | Steady |
| Supply voltage limits | 19.2...30 V DC 21.6...26.4 V AC |
| Current consumption | 20...27 mA |
| Service life | 70000 h at rated voltage and 25 °C |

Environment

| | |
|---------------------------------------|---|
| Protective treatment | TH |
| Ambient air temperature for storage | -40...158 °F (-40...70 °C) |
| Ambient air temperature for operation | -13...158 °F (-25...70 °C) |
| Overvoltage category | Class II IEC 60536 |
| IP degree of protection | IP20 IEC 60529 rear face) IP65 IEC 60529 front face) |
| NEMA degree of protection | NEMA 4 UL 50 E NEMA 12 UL 50 E |
| Standards | UL 508 JIS C8201-5-1 CSA C22.2 No 14 EN/IEC 60947-5-1 EN/IEC 60947-1 JIS C8201-1 |
| Vibration resistance | 5 gn 2...500 Hz)IEC 60068-2-6 |
| Shock resistance | 50 gn 11 ms) half sine wave acceleration IEC 60068-2-27 |
| Electromagnetic compatibility | Disturbing field emission class B conforming to EN 55011 |

Ordering and shipping details

| | |
|-----------------------|-------------------------------|
| Category | 22464 - PUSHBUTTONS, XB7-22MM |
| Discount Schedule | CS2 |
| GTIN | 00785901588436 |
| Nbr. of units in pkg. | 10 |
| Package weight(Lbs) | 0.04 lb(US) (0.02 kg) |
| Returnability | Yes |
| Country of origin | ID |

Packing Units

| | |
|------------------------------|------------------------|
| Unit Type of Package 1 | PCE |
| Package 1 Height | 1.97 in (5 cm) |
| Package 1 width | 5.51 in (14 cm) |
| Package 1 Length | 6.30 in (16 cm) |
| Unit Type of Package 2 | BAG |
| Number of Units in Package 2 | 10 |
| Package 2 Weight | 6.63 oz (188 g) |
| Package 2 Height | 1.97 in (5 cm) |
| Package 2 width | 6.30 in (16 cm) |
| Package 2 Length | 5.51 in (14 cm) |
| Unit Type of Package 3 | S01 |
| Number of Units in Package 3 | 100 |
| Package 3 Weight | 4.64 lb(US) (2.105 kg) |

| | |
|------------------|------------------|
| Package 3 Height | 5.91 in (15 cm) |
| Package 3 width | 5.91 in (15 cm) |
| Package 3 Length | 15.75 in (40 cm) |

Offer Sustainability

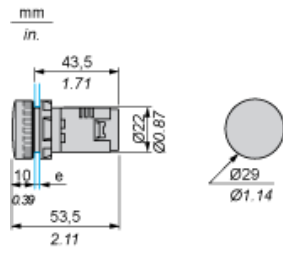
| | |
|----------------------------|---|
| Sustainable offer status | Green Premium product |
| California proposition 65 | WARNING: This product can expose you to chemicals including: Lead and lead compounds, which is known to the State of California to cause cancer and birth defects or other reproductive harm. For more information go to www.P65Warnings.ca.gov |
| REACH Regulation | REACH Declaration |
| REACH free of SVHC | Yes |
| EU RoHS Directive | Pro-active compliance (Product out of EU RoHS legal scope) EU RoHS Declaration |
| Toxic heavy metal free | Yes |
| Mercury free | Yes |
| RoHS exemption information | Yes |
| China RoHS Regulation | China RoHS declaration |
| Environmental Disclosure | Product Environmental Profile |
| Circularity Profile | End of Life Information |
| WEEE | The product must be disposed on European Union markets following specific waste collection and never end up in rubbish bins. |

Contractual warranty

| | |
|----------|-----------|
| Warranty | 18 months |
|----------|-----------|

Pilot Light with Screw Terminal

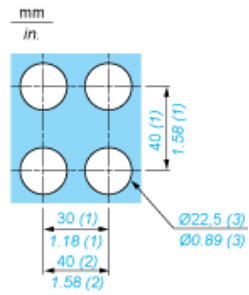
Dimensions



e Support panel thickness: 1 to 6 mm/0.4 to 0.24 in. (metal), 2 to 6 mm/0.8 to 0.24 in. (plastic).

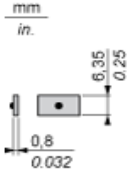
Mounting

Diameter of Finished Fixing Holes



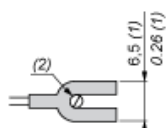
- (1) Minimum value.
- (2) 40 mm/1.58 in. for Emergency switching off pushbutton only.
- (3) Standard value: Ø 22.3 (0; + 0.4) mm/Ø 0.88 (0; + 0.02) in.

Faston Clip Connection



“U” Type Tag Connection

$\frac{\text{mm}}{\text{in.}}$



- (1) 6.5 mm/0.26 in. recommended, 7 mm/0.28 in. max.
- (2) M3 screw clamp terminal.

Wiring Diagram

